

**IRIS**INSTITUTE FOR  
RESEARCH ON  
INNOVATION & SCIENCEData to understand, explain  
and improve the public value of  
higher education and research

## IRIS University State Legislative Fact Sheet

In 2016, IRIS University employed 3,156 people on federally funded research grants.

- 715, or 22.7% were faculty members
- 720, or 22.8% were students

### Top 5 Federal Research Funding Agencies, by Employment IRIS University, FY 2016

Agency	Employees	% students
National Institutes of Health	1,338	17
National Science Foundation	438	47
Department of Agriculture	398	19
Department of Defense	186	30
Department of Education	126	17

- 47.3% of research-funded employees from IRIS University stayed in the state after leaving the university between 2009 and 2019
- 5 years after leaving the university, 35.1% of research-funded graduate students matched to census data from IRIS University worked in the private sector, earning an average of \$97,330



FOLLOW US ON TWITTER:  
@IRIS\_UMETRICS

IRIS is a national consortium of research universities whose members receive nearly one-third of total federal academic research funding. IRIS produces reports and data to help understand, explain and improve higher education and research.

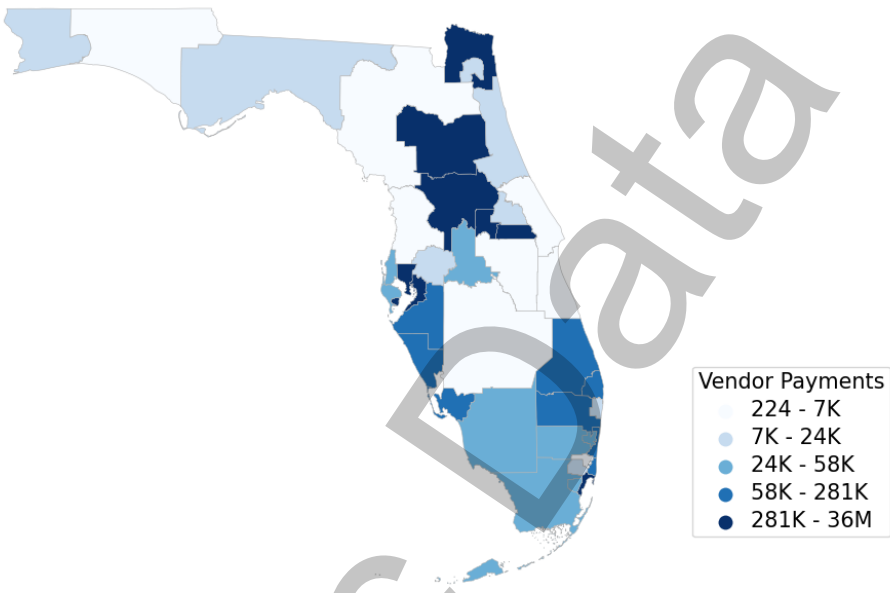
Learn more: [iris.isr.umich.edu](http://iris.isr.umich.edu)

Email: [IRIS-info@umich.edu](mailto:IRIS-info@umich.edu)

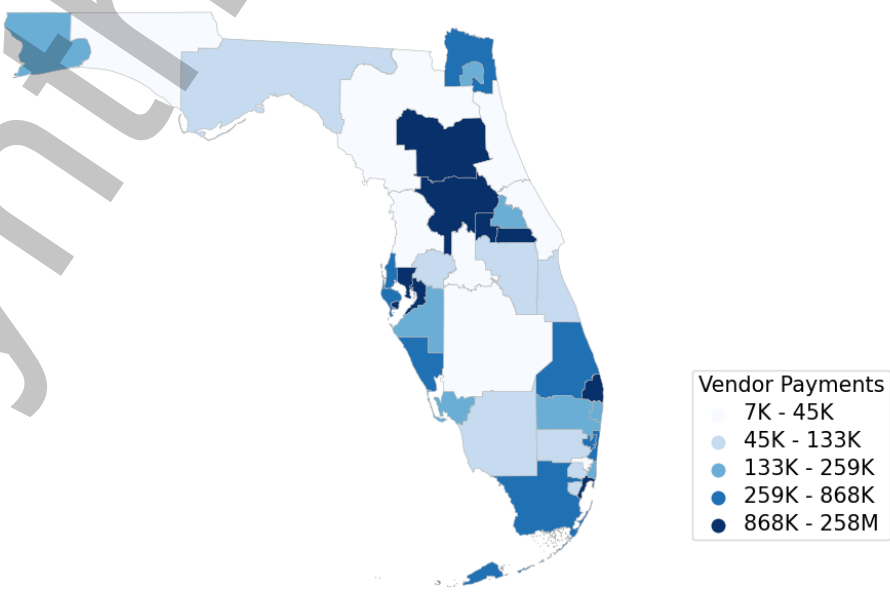
# IRIS University In-State Spending on Goods and Services for Research from Federal Grants by State Senate District (Top 15)

District	FY2016	FY2012-2016
<b>12</b> Rep. Dennis Baxley	\$36,012,748	\$257,856,560
<b>37</b> Rep. Jose Javier Rodriguez	\$5,576,191	\$22,267,356
<b>13</b> Rep. Linda Stewart	\$3,261,821	\$15,427,876
<b>11</b> Rep. Randolph Bracy III	\$2,633,178	\$14,960,237
<b>18</b> Rep. Janet Cruz	\$4,550,342	\$14,527,558
<b>19</b> Rep. Darryl Rouson	\$4,252,909	\$11,558,771
<b>30</b> Rep. Bobby Powell Jr.	\$65,791	\$2,299,716
<b>8</b> Rep. Keith Perry	\$298,154	\$1,754,688
<b>33</b> Rep. Perry Thurston	\$39,064	\$646,304
<b>25</b> Rep. Gayle Harrell	\$276,389	\$567,410
<b>4</b> Rep. Aaron Bean	\$322,894	\$486,363
<b>23</b> Rep. Joe Gruters	\$77,985	\$391,257
<b>24</b> Rep. Jeff Brandes	\$46,616	\$334,854
<b>16</b> Rep. Ed Hooper	\$57,123	\$294,903

**IRIS University, Federal Research Goods and Services Spending, FY 2016, by  
State Senate District**



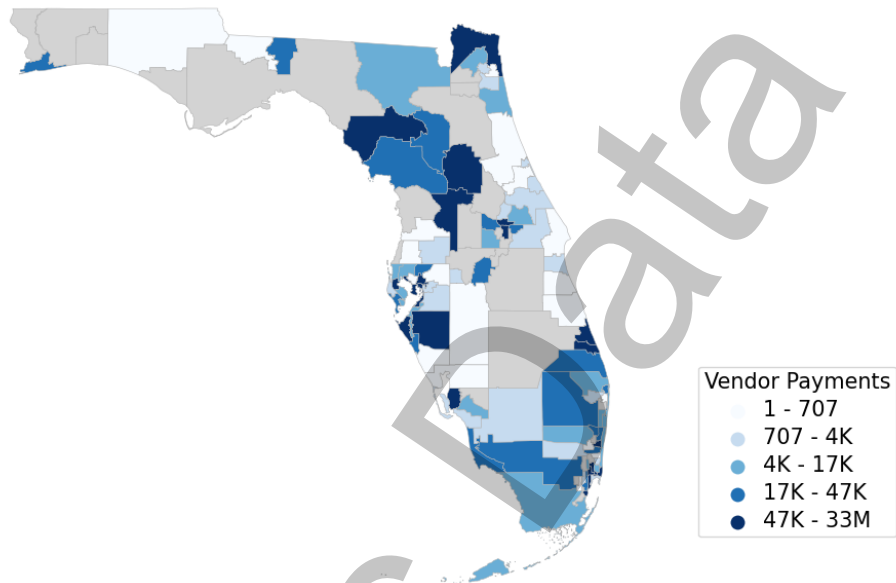
**IRIS University Federal Research Goods and Services Spending, FY 2012-2016,  
by State Senate District**



# IRIS University In-State Spending on Goods and Services for Research from Federal Grants by State House/Assembly District (Top 15)

District	FY2016	FY2012-2016
<b>33</b> Rep. Brett Hage	\$32,909,374	\$239,717,888
<b>47</b> Rep. Anna Eskamani	\$5,554,927	\$29,522,560
<b>23</b> Rep. Stan McClain	\$3,132,660	\$18,306,254
<b>60</b> Rep. Jackie Toledo	\$4,536,717	\$14,423,955
<b>109</b> Rep. James Bush III	\$2,803,355	\$12,931,986
<b>61</b> Rep. Dianne Hart	\$4,235,242	\$11,415,292
<b>111</b> Rep. Bryan Avila	\$2,531,042	\$8,463,674
<b>88</b> Rep. Al Jacquet	\$42,826	\$1,708,590
<b>21</b> Rep. Chuck Clemons	\$185,676	\$1,175,741
<b>82</b> Rep. MaryLynn Magar	\$27,460	\$645,819
<b>92</b> Rep. Patricia Hawkins-Williams	\$31,961	\$637,137
<b>113</b> Rep. Michael Grieco	\$162,710	\$578,992
<b>30</b> Rep. Joy Goff-Marcil	\$266,821	\$525,095
<b>11</b> Rep. Cord Byrd	\$321,454	\$483,966

**IRIS University, Federal Research Goods and Services Spending, FY 2016, by  
State House/Assembly District**



**IRIS University Federal Research Goods and Services Spending, FY 2012-2016,  
by State House/Assembly District**

